



Dear Parents of Students Entering First Grade,

Attached you will find a checklist of skills your child should have mastered by the end of kindergarten. Please take the time this summer to review and in some cases teach the skill. When you feel that the skill has been mastered, place a check mark at the beginning of the line. It is not necessary to do everything within a one or two week period; space the review out over the entire summer. When your child enters the first grade we expect your child to have mastered all of these skills.

You will also find math worksheets which reinforce many of the skills we listed. Try to complete one or two worksheets each week. Along with the worksheets, please read five (5) books from our suggested booklist or any other favorite book appropriate for a child entering first grade. Use the "Reading Cues" paper when reading the book and have your child complete a "My Book Report" paper for each book read.

Next August, please return the signed checklist to show us the skills that have been mastered. Your help in reviewing and reinforcing these skills will make for a smooth transition from kindergarten to first grade and set the stage for a great beginning to the new school year. Thank you for your time and cooperation. We look forward to meeting you and your child in August.

Mrs. Soroka
Mrs. Wagner



FIRST GRADE READINESS CHECKLIST

(STUDENTS ENTERING FIRST GRADE SHOULD KNOW THE FOLLOWING)

Social Skills

- Follow class rules
- Separate from a parent or caregiver easily
- Be able to take turns
- Cut along a line with scissors
- Know if they are left or right handed
- Understand time like yesterday, today, and tomorrow
- Stand quietly in line
- Pay attention for 15-20 minutes
- Hold a crayon and pencil correctly
- Share materials such as a crayon and blocks
- Know the eight basic colors: red, yellow, blue, green, orange, black, white, and pink
- Spell their first and last name
- Know their address and phone number
- Tie shoes without help
- Know parents first and last names
- Know their birthday
- Button/Zip their coats

Language Arts

- ___ Recognize all letters of the alphabet and their sounds
- ___ Recognize long and short vowel sounds
- ___ Write their first and last names with appropriate capital and lowercase letters
- ___ Form all capital and lowercase letters correctly
- ___ Be aware of concepts of print (left to right, top to bottom progressions, spacing between words)
- ___ Locate the title of a book
- ___ Recall the characters, setting and basic plot of a story
- ___ Retell a story with sequence of events (first, next, last)
- ___ Differentiate between consonants and vowels
- ___ Blend and segment phonemes (c-a-t) (see list for additional words)
- ___ Recognize similarities and differences in initial and final sounds in words
- ___ Produce legible writing with spacing of letters and words
- ___ Read 101 basic sight words (list is attached)

Math Skills

___ Recognize numbers from 0-30

___ Orally count from 0-100

___ Recognize color words (red, yellow, blue, green, orange, black, white, pink)

___ Recognize number words (one, two, three, four, five, six, seven, eight, nine, ten)

___ Identify whole and halves

___ Understand the concepts of more, less, fewer, greater, before, after, between

___ Construct and continue a simple pattern (AAB, AAB)

___ Recognize coins and their value (penny, nickel, dime, quarter)

___ Solve simple addition and subtraction facts (see attached sheet for examples)

___ Use a calendar (say days of the week and months of the year)

___ Write the numbers 0-30

___ Tell time to the hour

___ Identify 2-dimensional shapes (circle, square, rectangle, triangle)

SIGHT WORDS FOR STUDENTS ENTERING FIRST GRADE

THESE WORDS MAY NOT BE SOUNDED OUT

THEY MUST BE KNOWN BY “SIGHT”

STUDENTS SHOULD KNOW ALL 101 WORDS

Use index cards to make flash cards to study

little	get	be	at	it
ride	with	white	she	went
and	yes	a	to	make
have	is	orange	run	saw
play	big	no	up	in
brown	will	so	we	my
eat	for	he	did	if
this	into	pink	ran	me
jump	red	not	ate	must
here	go	from	blue	now
came	purple	all	black	like
find	they	ask	of	you



that	help	down	are	want
see	new	too	look	say
do	who	yellow	well	please
under	four	two	five	three
one	away	green	soon	what
good	but	pretty	funny	out
said	on	can	am	there
was	the	I	where	our
come				

Summer Reading List for First grade:

Students entering first grade are required to read a minimum of 5 books. Listed below is a suggested summer reading guide for students entering first grade at BCCCS. Books may be read individually or with a parent. The purpose of summer reading is to help the students retain his/her current reading level. You may find that your child reads below or above this level. The reading log is due the first day of school.

Picture Books:

How Do Dinosaurs Say Good Night? (PreK-2)
by Jane Yolen, illustrated by Mark Teague

Goodnight Moon (K-2)
by Margaret Wise Brown, illustrated by Clement Hurd
In this classic picture book, a little bunny says goodnight — to everything in sight!

If You Give a Mouse a Cookie (K-2)
by Laura Numeroff, illustrated by Felicia Bond
If you give a mouse a cookie, he's going to ask for a glass of milk. . . . And that's only the beginning!

Love You Forever (K-2)
by Robert Munsch
A gentle affirmation that parents love their kids forever — no matter what!

Click, Clack, Moo: Cows That Type (K-2)
by Doreen Cronin, illustrated by Betsy Lewin
Typing cows are demanding their rights in this hilarious barnyard tale with a twist.

Olivia (K-2)
by Ian Falconer
This Caldecott honor book introduces Olivia, an irrepressible little pig with plenty of imagination and even more attitude!

Chapter Books:

Frog and Toad series (K-3)
by Arnold Lobel
Pass the time with Frog and Toad, best pals who are testaments to the give and take of enduring friendship.


Junie B. Jones series (K-3)
by Barbara Park, illustrated by Denise Brunkus
Here she comes — the funny, delightful Junie B. Jones! Her energy and irrepressible self-confidence land her in trouble every time!

Cam Jansen series (K-3)
by David A. Adler
Cam doesn't miss a clue! Will you? These easy-to-read mysteries will keep young readers engrossed.

Mrs. Piggle Wiggle series (K-3)
by Betty MacDonald
Mrs. Piggle Wiggle lives in an upside-down house and smells like cookies. She was even married to a pirate once. Most of all, she knows everything about children, and she has a treatment for everyone — some with very interesting results.

MORE BOOKS *NEXT PAGE*

Summer Reading List - First Grade



Students entering first grade are required to read a minimum of 5 books. Listed below is a suggested summer reading guide for students entering first grade at OCS. Books may be read individually or with a parent. The purpose of summer reading is to help the student retain his/her current reading level. You may find that your child reads below or above this level. The reading log is due Friday of the first week of school.

Author	Title or Series
Bemelmans, Ludwig	<i>Madeline's Rescue</i>
Bourgeois, Paulette	<i>Franklin (series)</i>
Brown, Marc	<i>Any Arthur book</i>
Brown, Margaret	<i>Goodnight Moon</i>
De Paola, Tomie	<i>Any De Paola book</i>
Flack, Marjorie	<i>The Story about Ping</i>
Guarino, Deborah	<i>Is Your Mama a Llama</i>
Hof, Syd	<i>Danny and the Dinosaur</i>
Hoffman, Mary	<i>Amazing Grace</i>
Holabird, Katherine	<i>Angelina Ballerina</i>
Hunt, Angela	<i>The Tale of Three Trees</i>
Kraus, Robert	<i>Leo the Late Bloomer</i>
Lobel, Arnold	<i>Frog and Toad (series)</i>
Lucado, Max	<i>Just in Case You Ever Wonder, The Crippled Lamb</i>
Mayer, Mercer	<i>There's Something in my Attic</i>
McCloskey, Robert	<i>Make Way for Ducklings</i>
McKissack, Patricia	<i>Any biography by McKissack, i.e. Great African Americans</i>
Parris, Peggy or Herman	<i>Any Amelia Bedelia book</i>
Pfister, Marcus	<i>Any Rainbow Fish book</i>
Quackenbush, Robert	<i>Henry's Awful Mistake, Henry's Important Date, etc.</i>
Rylant, Cynthia	<i>Any Henry and Mudge book</i>
Scieszka, Jon	<i>The True Story of the Three Little Pigs</i>
Sharmat, Marjorie	<i>Nate the Great series</i>
Slobodkina, Esphyr	<i>Caps for Sale</i>
Seuss, Dr.	<i>Any Dr. Seuss book</i>
Thaler, Mike	<i>Owly</i>
Thomas, Patricia	<i>Stand Back Said the Elephant, I'm Going to Sneeze</i>
Waite, Michael	<i>Any of the Christian Character series</i>
Zion, Gene	<i>Harry the Dirty Dog or any other Harry books</i>
	<i>Any I can Read It All by Myself series</i>
	<i>Any Let's-Read-and-Find-Out Science series</i>
	<i>Any Real Readers series</i>
	<i>Any Beginner Books</i>

Summer Reading Log

Student Name _____

Author	Title
1.	
2.	
3.	
4.	
5.	

My child has completed this reading assignment.

Parent or guardian signature



READING CUES TO USE WHEN READING WITH YOUR CHILD

- **Reading Cues**
 - Look at the beginning sounds
 - Skip the word and read to the end of the sentence
 - Look for key words in the sentence
 - Look for little words in bigger words
 - Does it make sense in the sentences?
 - Does it sound right?
 - Go back and reread the sentence
 - Look at the pictures


- **Reading Cue Questions**
 - Did that make sense?
 - You said _____. What does that mean?
 - Have you heard a word like that before?
 - What would make sense here?
 - What is happening in the story? Does this word make sense in the story?

- **Questions for syntax cues**
 - Did that sound right?
 - Would it be correct to say _____?
 - Can you think of a better word that fits?
 - What word would sound right?

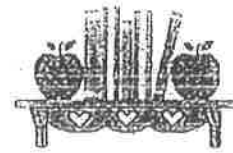
- **Questions for visual cues**
 - Did that look right?
 - Do you know a word that looks like that?
 - What do you notice about that word?
 - Do you notice something familiar about that word?
 - Do you see a part of the word you know?

- **Questions to build comprehension**
 - Can you tell me about the main characters in the story?
 - How did that story make you feel?
 - Does that story remind you of anything?
 - Start from the beginning and tell me the main events in order
 - Predict what will happen before you finish reading

- **Questions for self-corrections**
 - Were you right?
 - Why did you stop?
 - What did you notice?
 - What else could you try?



My Book Report



The title of the book I read was _____.

It was written by _____.

I rate this book by coloring in the correct stars.



I loved the book



The book was O.K.



I didn't like it.

Use this space to draw your favorite part of the story.

Circle yes or no

Did this book have characters? Yes No

Did this book have a sad ending? Yes No

Did this book have an animal in it? Yes No

Tell one fact about the book you finished.



My Book Report



The title of the book I read was _____

It was written by _____

I rate this book by coloring in the correct stars.



I loved the book



The book was O.K.



I didn't like it.

Use this space to draw your favorite part of the story.


Circle yes or no

Did this book have characters? Yes No


Did this book have a sad ending? Yes No

Did this book have an animal in it? Yes No

Tell one fact about the book you finished.



My Book Report



The title of the book I read was _____.

It was written by _____.

I rate this book by coloring in the correct stars.



I loved the book




The book was O.K.



I didn't like it.

Use this space to draw your favorite part of the story.



Circle yes or no

Did this book have characters? Yes No


Did this book have a sad ending? Yes No

Did this book have an animal in it? Yes No

Tell one fact about the book you finished.



My Book Report



The title of the book I read was _____

It was written by _____

I rate this book by coloring in the correct stars.



I loved the book



The book was O.K.



I didn't like it.

Use this space to draw your favorite part of the story.


Circle yes or no

Did this book have characters? Yes No

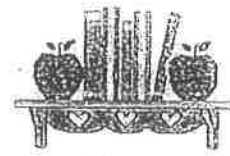
Did this book have a sad ending? Yes No

Did this book have an animal in it? Yes No

Tell one fact about the book you finished.



My Book Report



The title of the book I read was _____

It was written by _____

I rate this book by coloring in the correct stars.



I loved the book



The book was O.K.



I didn't like it.

Use this space to draw your favorite part of the story.

Circle yes or no


Did this book have characters? Yes No


Did this book have a sad ending? Yes No

Did this book have an animal in it? Yes No

Tell one fact about the book you finished.

My best summer memory was...





SUMMER MATH REINFORCEMENT PACKET
STUDENTS ENTERING INTO FIRST GRADE

Student mastery of the basic math skills is as important to success as learning the alphabet is to reading and writing.

Try to have your child complete this math packet one side of a page two times a week. Please return this completed packet in August on the first day of school along with the reading log and the skills checklists. Your child will receive a prize and certificate for completing the packet and reading the 5 books.

If you feel that your child is still struggling on a specific concept and needs further practice, have your child play games on some of the web sites listed below.

www.harcourtschool.com Click the red box, select math, select HSPMath, select Pennsylvania, click on the "K" ball or "1" ball for a challenge. Select a game.

www.aplusmath.com Go under "flashcards" or "Gameroom" on the left side of the screen. Practice adding and subtracting.

www.mathisfun.com Select "Numbers" then scroll down the page and select activity.

www.eduplace.com Select Pennsylvania, press submit. Select the "student" tab then click on the "mathematics" rectangle. Click the center book "Houghton Mifflin Math 2007". Click on "Grade K".

www.illuminations.nctm.org Select "activities" then select grade level. Click search

www.internet4classrooms.com Click on first picture "Grade Level Help for Kindergarten thru 8th Grade". Then click on "Kindergarten Skill Builders" in center then click "Interactive Mathematics Skill Builders" (in the second picture). Select any game.

Entering First Grade Summer Math Packet

First Name: _____ Last Name: _____

First Grade Teacher: _____

I have checked the work completed: _____

Parent signature

1. Fill in the missing numbers:

1		3		5	6			9	10
		13	14		16		18	19	
	22			25		27			30

2. Skip count by 2's: 2, 4, _____, _____, _____, _____, _____, _____

3. Skip count by 5's: 5, 10, _____, _____, _____, _____, _____

4. Fill in the missing numbers:

_____, 11, _____

_____, 9, _____


8, 9, _____

10, _____, 12

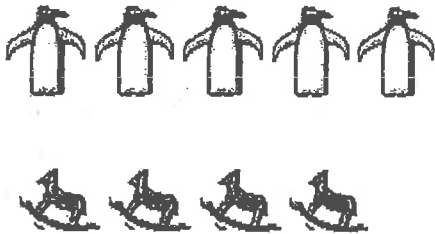
_____, 10, _____

_____, 6, _____


5. Circle which one has more?



6. Circle which one has less?



7. List the value of each coin.



8. Fill in the blanks, skip count by 10's.

10					60				100
----	--	--	--	--	----	--	--	--	-----

9. Write these numbers from smallest to largest: 13, 16, 23, 7.

A. 13, 23, 16, 7

B. 16, 13, 23, 7

C. 7, 13, 21, 23

10. Color in the **Last 5 Pictures:**



11. Color in the **First 7 Pictures:**



12. Color in the **Middle 5 Pictures:**



13. Find the sum.

$$\begin{array}{c} 3 \\ \text{Rabbit} \end{array} + \begin{array}{c} 3 \\ \text{Rabbit} \end{array} = \square$$

20. Fill in the missing numbers:

1		3		5	6			9	10
11		13	14		16		18	19	
	22		24	25		27			30
31			34	35		37		39	
	42	43		45	46		48		50
51	52		54		56			59	
	62	63	64		66	67	68		70
		73		75		77	78		80
81	82		84	85	86	87		89	
	92		94		96		98	99	

21. Look at the chart you completed in number 13. Now count by 5's and color those numbers orange.

22. If today is Sunday what day is yesterday? Circle one

Saturday Monday Tuesday

23. Draw a line to match the coin with its name:



Back of penny



Back of nickel



Front of dime



Front of nickel



Front of penny

Select the one best answer for each question.

24. Which number is ONE MORE than 13?

A. 12

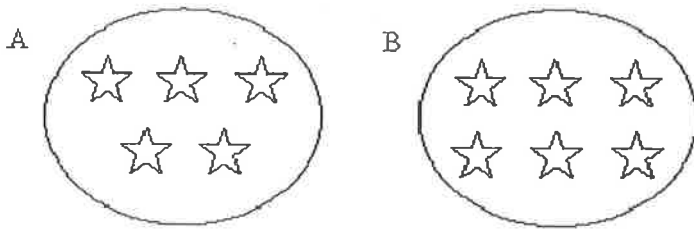
B. 14

C. 23

25. Which number is ONE LESS than 8?

- A. 6
- B. 7
- C. 9

26. Circle the group of stars has more stars in it?



27. Look at the chart in number 13. Count by 2's and color those numbers yellow.

28. Fill in the blanks, count by 5's. You can refer to #13.

5		15			30				
55					80			95	100

29. What part of the day do you come to school in 1st grade?

- A. Morning
- B. Afternoon
- C. Evening

30. What part of the day do you go to bed?

- A. Morning
- B. Afternoon
- C. Evening

31. Which tool would you use for telling time?

- A. Ruler
- B. Scale
- C. Clock

32. What does a clock show you?

- A. What day it is such as Monday or Wednesday
- B. What month it is such as January or May
- C. What time it is such as 9:30 or 3:00

33. Who is taller: a kindergartener or a teacher?

- A. Kindergartener
- B. Teacher

34. Fill in the blanks

11, 12, _____, 14, 15, _____, 17, _____

35. 1 dime is equal to:

- A. 1 cent
- B. 5 cents
- C. 10 cents

36. Write these numbers from smallest to largest. 6, 12, 2, 15

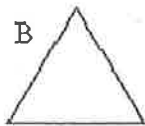
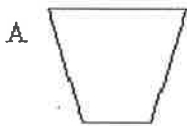
_____, _____, _____, _____

37. How much money is this?



- A. 3 cents
- B. 15 cents
- C. 30 cents

38. Circle the rectangle?



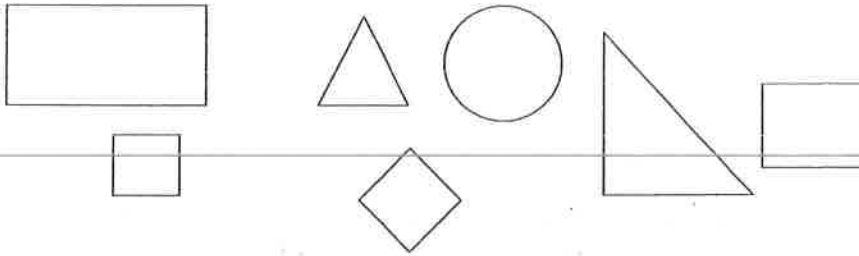
39. What part of the day comes after lunch?

- A. Morning
- B. Afternoon
- C. Evening


40. While holding a clock, the teacher says, "What is this object?"
What is it used for?

- A. Clock, for telling time.
- B. Calendar, for finding the date.

43. Place an **X** on the geometric shape does not belong in this group?



44. What shape is the tool below?



- A. A square
- B. A rectangle
- C. A triangle


45. What shape would most likely be a refrigerator?

- A. Sphere
- B. Cone
- C. Prism

46.



47. Show this pattern in another way by coloring the squares.



48. Circle the picture that comes next in the pattern.



49. If today is Wednesday, tomorrow is

- A. Tuesday
- B. Thursday
- C. Friday

50. If today is Tuesday, yesterday is

- A. Sunday
- B. Monday
- C. Wednesday

51. Circle the item that is heavier

A. Kleenex Box

B. Telephone Book

52. Circle the item that is lighter

A. Paper Clip

B. Can of Soup

53. What is the shape of a penny or dime?

A. A circle


B. A square

C. An oval

54. Which shape comes next in this pattern?




A.  Triangle

B.  Square

C.  Circle

55. Count by 10's



56. What is longer a kitchen table or a pencil? Circle one

A. Kitchen table


B. Pencil

57. Fill in the missing numbers:

1	2		4			7		9	10
	12	13			16		18		20
	22		24	25		27			30
31			34			37		39	
	42			45	46		48		50
51	52		54		56			59	
	62	63		65	66		68	69	70
71		73		75		77	78		80
81	82		84		86	87		89	
	92		94		96		98	99	100


58. Mrs. Clor buys 9 ice creams and gave away 3 so

_____ are left. Cross out the ones given away.



59. Mrs. DeCarlo buys 7 lollipops and drops 2. How many does she have left? Cross out the ones dropped.

_____ lollipops left



60. Circle the larger number of the two.

9 7

11 8

60 59

19 31

17 21

13 11

41 39

35 45

28 31

44 30


20 19

14 24

61. Draw a line from the number to the number word.

1	seven
2	three
3	one
4	nine
5	two
6	ten
7	eight
8	six
9	five
10	four

62. Connect the dots 1 to 65.



63. Fill in the blanks.

Before

After

Between

_____ 15

8 _____

9 _____ 11

_____ 20

29 _____

14 _____ 16

_____ 23

17 _____

12 _____ 14

64. If yesterday is Sunday, today is _____.

A. Saturday

B. Monday

65. If tomorrow is Friday, today is _____.

A. Thursday

B. Saturday

Congratulations!! You have completed the summer math packet. Turn this into your 1st grade teacher to receive your prize.

